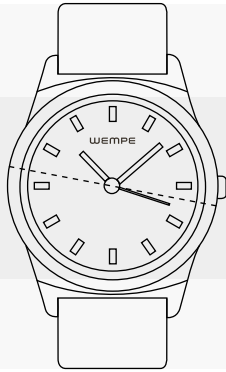


## WEMPE'S SIZING GUIDE - FIND YOUR PERFECT WATCH SIZE

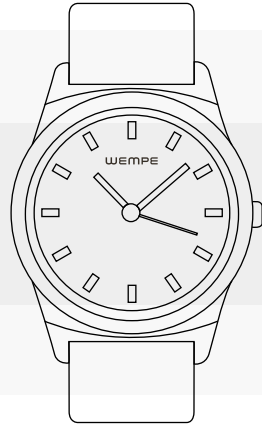
Found a watch that you really like? Quickly and easily check if the size is also a good fit for your wrist. With Wempe's sizing guide you can try out which diameter is the best fit for your wrist in the comfort of your home. Our sizing guide will help you to quickly and easily find out which watch diameter is the best fit for you. **Simply print out the template on DIN A4 paper in landscape format without print alignment, cut out the required size and place it on your wrist.**



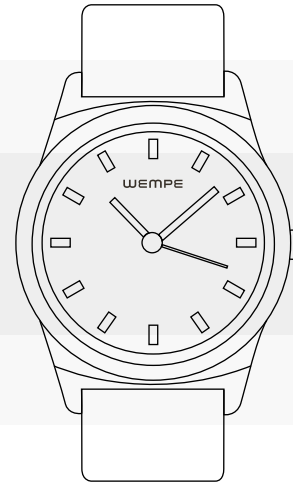
0,95 INCH



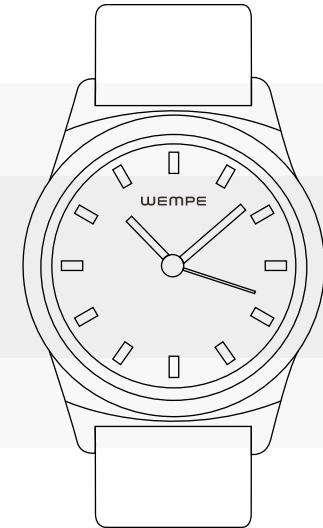
1,10 INCH



1,26 INCH



1,42 INCH

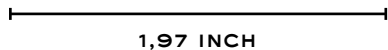


1,57 INCH



1,73 INCH

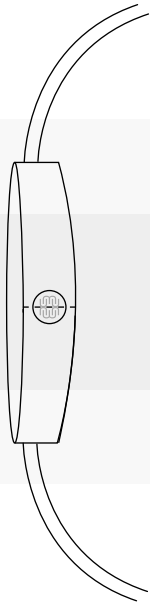
To check that the scaling is correct, just measure and check the length of this line against the line on the printout.



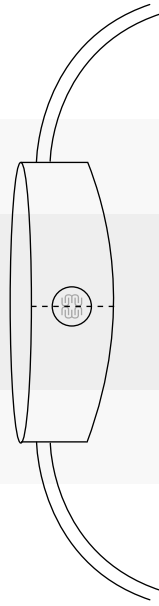
1,97 INCH

## WEMPE'S SIZING GUIDE - FIND YOUR PERFECT WATCH SIZE

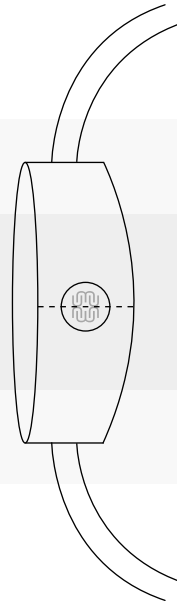
Found a watch that you really like? Quickly and easily check if the size is also a good fit for your wrist. With Wempe's sizing guide you can try out which diameter is the best fit for your wrist in the comfort of your home. Our sizing guide will help you to quickly and easily find out which watch diameter is the best fit for you. **Simply print out the template on DIN A4 paper in landscape format without print alignment, cut out the required size and place it on your wrist.**



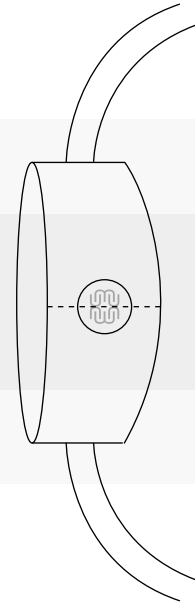
0,28 INCH



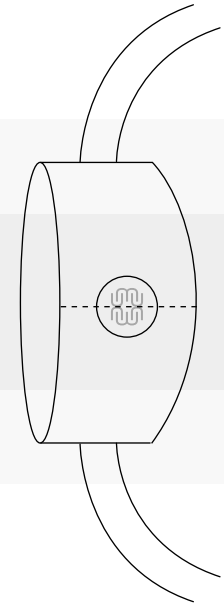
0,43 INCH



0,51 INCH

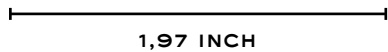


0,60 INCH



0,70 INCH

To check that the scaling is correct, just measure and check the length of this line against the line on the printout.



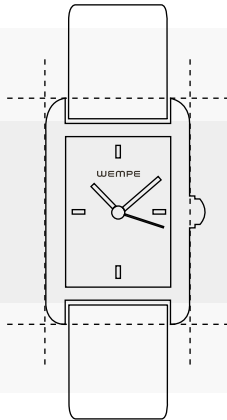
1,97 INCH

## WEMPE'S SIZING GUIDE - FIND YOUR PERFECT WATCH SIZE

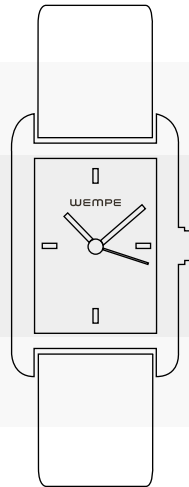
Found a watch that you really like? Quickly and easily check if the size is also a good fit for your wrist. With Wempe's sizing guide you can try out which diameter is the best fit for your wrist in the comfort of your home. Our sizing guide will help you to quickly and easily find out which watch diameter is the best fit for you. **Simply print out the template on DIN A4 paper in landscape format without print alignment, cut out the required size and place it on your wrist.**



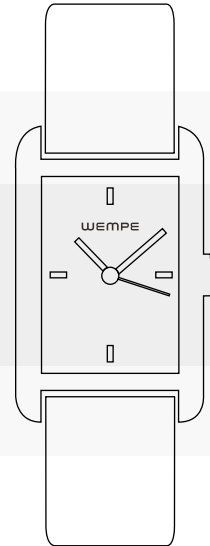
0,95 INCH



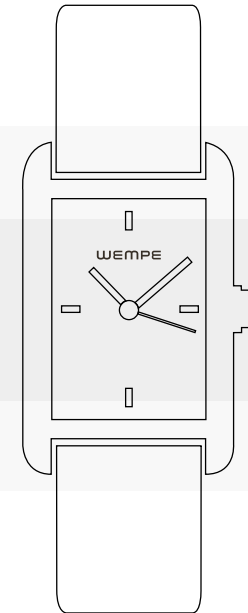
**B: 0,7 INCH**  
**H: 1,20 INCH**



**B: 0,87 INCH**  
**H: 1,38 INCH**

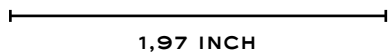


**B: 0,99 INCH**  
**H: 1,54 INCH**



**B: 1,10 INCH**  
**H: 1,73 INCH**

To check that the scaling is correct, just measure and check the length of this line against the line on the printout.



1,97 INCH